

Shri A.P.D. Jain Pathashala's

**Walchand College of Arts and Science  
(Autonomous)**

Walchand Hirachand Marg,  
Ashok Chowk  
Solapur – 413006  
Maharashtra

**Feedback System**

**Walchand College of Arts and Science (Autonomous), Solapur**  
**Students Feedback About Teacher (2021-22)**

**Questions**

Students were asked the questions/points of maximum five marks and each question/point has five responses for marks to choose the appropriate one.

(5 Mark – Excellent, 4 Mark – Very good, 3 Mark – Good, 2 Mark – Fair and 1 Mark – Satisfactory)

1. Punctuality and Regularity in conducting lectures OR practicals timely
2. Attendance record of the students is maintained by the teacher
3. Syllabus taught/completed in class
4. Command over the subject taught and communication skills while delivering lectures
5. The teacher informs the students about the learning objectives and course outcomes
6. Do your teachers provide you with additional study materials/notes and other learning inputs for clarity and understanding of the subject?
7. Ability to include latest developments in the subject taught
8. Use of innovative methods of teaching by teacher
9. Availability and accessibility of the teacher in and out of the class for discussion, further study and clarify doubts.
10. How far the teacher encourages student participation in class?

2021-2022



Walchand College of Arts and Science (Autonomous), Solapur



# Senior Arts

Sr.No	Teacher Name	Q.1	Q.2	Q.3	Q.4	Q.5	Q.6	Q.7	Q.8	Q.9	Q.10	Total/50	%	Sign
1	Prin. Dr. S. V. Kotti	4.5	4.4	4.5	4.5	4.8	4.4	4.4	4.4	4.4	4.5	44.7	89.5	<i>[Signature]</i>
2	Dr. M.P. Joshi	4.5	4.4	4.5	4.4	4.5	4.4	4.5	4.5	4.5	4.5	44.7	89.4	<i>[Signature]</i>
3	Shri. M.R. Kamble	4.5	4.3	4.5	4.4	4.4	4.4	4.4	4.4	4.4	4.2	44.1	88.1	<i>[Signature]</i>
4	Dr. S.D. Chavan	4.5	4.3	4.5	4.4	4.4	4.4	4.4	4.4	4.4	4.5	44.3	88.7	<i>[Signature]</i>
5	Dr. M.D. Shinde	4.5	4.3	4.5	4.2	4.2	3.9	4.2	4.1	4.4	4.5	42.7	85.5	<i>[Signature]</i>
6	Shri R.G. Mali	4.5	4.3	4.2	4.1	4.4	4.4	4.4	4.2	4.4	4.5	43.4	86.8	<i>[Signature]</i>
7	Dr. S.N. Salwade	4.5	4.3	4.5	4.4	4.4	4.4	4.4	4.4	4.4	4.5	44.2	88.5	<i>[Signature]</i>
8	Dr. C.S. Chavan	4.5	4.5	4.5	4.4	4.4	4.4	4.5	4.5	4.4	4.5	44.7	89.3	<i>[Signature]</i>
9	Shri. H.B. Mate	4.5	4.4	4.1	4.3	4.2	4.2	4.4	4.2	4.5	4.5	43.3	86.5	<i>[Signature]</i>
10	Dr. N.I. Dhaygode	4.5	4.4	4.5	4.4	4.4	4.4	4.4	4.5	4.5	4.5	44.5	89.0	<i>[Signature]</i>
11	Dr. S.J. Neela	4.5	4.3	4.5	4.4	4.4	3.6	3.3	4.4	4.4	4.5	42.4	84.8	<i>[Signature]</i>
12	Dr. M.P. Shastri	4.5	4.3	4.4	4.3	4.4	4.3	4.3	4.4	4.4	4.5	43.8	87.6	<i>[Signature]</i>
13	Dr. G.U. Torkari	4.5	4.3	4.4	4.4	4.4	4.4	4.4	4.4	4.4	4.5	44.0	88.1	<i>[Signature]</i>
14	Dr. A.S. Shinde	4.5	4.4	4.5	3.4	3.8	4.4	4.4	4.5	4.5	4.4	42.9	85.9	<i>[Signature]</i>
15	Dr. A.V. Nanna	4.5	4.4	4.5	3.4	4.5	4.2	4.4	4.5	4.5	4.4	43.4	86.8	<i>[Signature]</i>
16	Shri. S.A. Relekar	4.5	4.4	4.5	3.4	4.2	4.4	4.4	4.5	4.5	4.4	43.3	86.7	<i>[Signature]</i>
17	Shri. A.P. Shinde	4.5	4.4	4.5	4.2	4.1	4.4	4.4	4.5	4.5	4.4	44.0	88.1	<i>[Signature]</i>
18	Dr. Mrs. D.S. Patil	4.5	4.4	4.5	3.4	4.5	4.4	4.4	4.5	4.5	4.4	43.6	87.3	<i>[Signature]</i>
19	Dr. J.S. Birajdar	4.5	4.4	4.5	3.4	4.2	4.4	4.4	4.5	4.5	4.4	43.3	86.7	<i>[Signature]</i>
20	Mr. S.A. Lalhangre	4.5	4.4	4.5	3.4	4.5	4.4	4.4	4.5	4.5	4.4	43.6	87.3	<i>[Signature]</i>
21	Mrs. P.P. Patil	4.5	4.4	4.5	3.4	4.3	4.4	4.4	4.5	4.5	4.4	43.4	86.9	<i>[Signature]</i>
22	Mr. P.B. Kamble	4.5	4.4	4.5	3.4	4.4	4.4	4.4	4.5	4.5	4.4	43.5	87.1	<i>[Signature]</i>
23	Dr. R.S. Pardeshi	4.5	4.4	4.5	3.4	4.2	4.4	4.4	4.5	4.5	4.4	43.3	86.7	<i>[Signature]</i>
24	Dr. Mrs. T.J. Marke	4.5	4.4	4.5	3.4	4.1	4.4	4.4	4.5	4.5	4.4	43.2	86.5	<i>[Signature]</i>
25	Mr. V.G. Jadhav	4.5	4.4	4.5	3.4	4.5	4.4	4.4	4.5	4.5	4.4	43.6	87.3	<i>[Signature]</i>
26	Mrs. R.S. Mhetre	4.5	4.2	4.2	3.4	4.4	4.4	4.4	4.4	4.5	4.4	43.0	85.9	<i>[Signature]</i>

2021-2022




Walchand College of Arts and Science (Autonomous), Solapur









# Senior Science

Sr.No	Teacher Name	Q.1	Q.2	Q.3	Q.4	Q.5	Q.6	Q.7	Q.8	Q.9	Q.10	Total/50	%	Sign
1	Dr. R.V. Hippargi	4.5	4.2	4.5	4.7	4.5	4.7	4.6	4.5	4.6	4.6	45.4	90.9	<i>Dr. R.V. Hippargi</i>
2	Dr. Mrs. R.M. Ovhal	4.5	4.2	4.2	4.5	4.4	4.4	4.4	4.4	4.5	4.4	44.1	88.1	<i>Dr. Mrs. R.M. Ovhal</i>
3	Dr. D.M. Zombade	4.5	4.5	4.5	4.5	4.4	4.4	4.4	4.4	4.5	4.4	44.7	89.3	<i>Dr. D.M. Zombade</i>
4	Shri V.L. Khandave	4.5	4.2	4.2	4.5	4.2	4.2	4.4	4.4	4.5	4.4	43.6	87.2	<i>Shri V.L. Khandave</i>
5	Dr. S.P. Gaikwad	4.5	4.5	4.5	4.5	4.7	4.6	4.4	4.4	4.5	4.4	45.1	90.2	<i>Dr. S.P. Gaikwad</i>
6	Dr. S.G. Holikatti	4.5	4.6	4.5	4.6	4.5	4.4	4.4	4.4	4.5	4.4	45.0	89.9	<i>Dr. S.G. Holikatti</i>
7	Dr. A.M. Mahajan	4.5	4.2	4.2	4.5	4.4	4.4	4.4	4.4	4.5	4.4	44.1	88.1	<i>Dr. A.M. Mahajan</i>
8	Dr. S.D. Mitravotri	4.5	4.6	4.5	4.5	4.5	4.5	4.6	4.4	4.5	4.4	45.1	90.2	<i>Dr. S.D. Mitravotri</i>
9	Dr. V.T. Vader	4.5	4.4	4.5	4.5	4.6	4.7	4.4	4.4	4.5	4.4	45.0	90.0	<i>Dr. V.T. Vader</i>
10	Dr. P.D. Mali	4.5	4.2	3.7	4.5	3.7	4.4	4.4	4.4	4.5	4.4	42.9	85.7	<i>Dr. P.D. Mali</i>
11	Dr. M.R. Asabe	4.5	4.2	4.2	3.7	4.4	4.4	4.4	4.4	4.5	4.4	43.3	86.5	<i>Dr. M.R. Asabe</i>
12	Dr. S.R. Aland	4.5	4.2	4.2	3.6	4.2	4.2	4.1	4.2	3.6	4.4	41.3	82.6	<i>Dr. S.R. Aland</i>
13	Dr. Mrs. M.O. Mulajkar	4.5	4.2	3.5	3.4	4.4	4.4	4.4	4.4	4.5	4.4	42.3	84.5	<i>Dr. Mrs. M.O. Mulajkar</i>
14	Dr. S.P. Navale	4.5	3.6	3.5	4.5	4.2	4.4	4.4	4.4	4.5	4.4	42.6	85.1	<i>Dr. S.P. Navale</i>
15	Dr. S.B. Joshi	4.5	4.7	4.2	4.5	4.4	4.4	4.4	4.4	4.5	4.4	44.6	89.1	<i>Dr. S.B. Joshi</i>
16	Dr. R.D. Gore	4.5	4.2	4.7	4.6	4.4	4.4	4.4	4.4	4.5	4.4	44.7	89.3	<i>Dr. R.D. Gore</i>
17	Mr. S.A. Relekar	4.5	4.2	4.2	4.5	4.4	4.4	4.4	4.4	4.5	4.4	44.1	88.1	<i>Mr. S.A. Relekar</i>
18	Dr. Mrs. M.M. Jagdale	4.5	3.6	4.2	4.0	4.4	4.4	4.4	4.4	4.5	4.4	43.0	85.9	<i>Dr. Mrs. M.M. Jagdale</i>
19	Dr. J.N. Mahindrakar	4.5	4.2	4.2	4.1	4.2	4.2	3.9	4.4	4.5	4.4	42.7	85.4	<i>Dr. J.N. Mahindrakar</i>
20	Mrs. D.S. Chorghade	4.5	4.2	3.8	4.5	4.4	4.4	4.4	4.4	4.5	4.4	43.7	87.3	<i>Mrs. D.S. Chorghade</i>
21	Dr. Mrs. V.A. Gargade	4.5	4.2	4.2	4.2	4.2	3.7	4.4	4.4	4.5	4.4	42.8	85.6	<i>Dr. Mrs. V.A. Gargade</i>
22	Dr. Mrs. P.P. Umari	4.5	3.6	3.5	3.8	4.4	4.4	4.4	4.4	4.5	4.4	42.1	84.1	<i>Dr. Mrs. P.P. Umari</i>
23	Dr. M.C. Partapure	4.5	4.2	4.2	4.5	4.5	4.4	4.4	4.4	4.5	4.4	44.2	88.3	<i>Dr. M.C. Partapure</i>
24	Mr. S.S. Mule	4.5	3.6	4.2	3.9	4.4	4.4	3.8	4.2	4.5	4.4	42.0	84.0	<i>Mr. S.S. Mule</i>
25	Dr. Ms. V.R. Bijja	4.5	4.2	4.2	4.5	4.4	4.4	4.4	4.4	4.5	4.4	44.1	88.1	<i>Dr. Ms. V.R. Bijja</i>
26	Dr. S.K. Madikhambhe	4.5	4.2	4.1	4.5	4.4	4.4	3.7	3.6	4.5	4.4	42.4	84.8	<i>Dr. S.K. Madikhambhe</i>
27	Mr. S.D. Balshte	4.5	4.2	3.7	4.5	4.4	4.4	3.5	3.9	4.5	4.4	42.1	84.2	<i>Mr. S.D. Balshte</i>
28	Miss. L.K. Tonape	4.5	4.2	4.2	4.5	3.5	4.4	4.4	4.4	4.5	4.4	43.2	86.3	<i>Miss. L.K. Tonape</i>

2021-2022



Walchand College of Arts and Science (Autonomous), Solapur

Master of Social Work														
Sr.No	Teacher Name	Q.1	Q.2	Q.3	Q.4	Q.5	Q.6	Q.7	Q.8	Q.9	Q.10	Total/50	%	Sign
1	Dr.Mrs. N.C. Waghmare	4.6	4.5	4.5	4.2	4.4	4.7	4.2	4.4	4.2	4.4	44.1	88.1	
2	Dr. Mrs. V.V. Mahajan	4.6	4.5	4.5	4.6	3.8	4.4	4.4	4.4	3.8	4.4	43.3	86.7	
3	Dr. S.B. Jagdale	4.6	4.5	4.2	4.6	3.8	4.4	4.4	4.4	3.8	4.6	43.2	86.5	
4	Dr. J.S. Gandhi	4.6	4.5	4.2	4.2	3.5	4.4	4.4	4.4	4.5	4.4	43.0	86.1	
5	Dr. A.M. Jadhav	4.6	4.5	4.5	4.2	4.1	4.2	4.3	4.4	4.5	4.4	43.7	87.3	
6	Dr. M.P. Chougule	4.6	3.9	4.2	3.8	4.2	4.2	4.4	4.4	4.3	4.4	42.4	84.8	

2021-2022



Walchand College of Arts and Science (Autonomous), Solapur


















Biotechnology/Genetics/Bioinformatics														
Sr.No	Teacher Name	Q.1	Q.2	Q.3	Q.4	Q.5	Q.6	Q.7	Q.8	Q.9	Q.10	Total/50	%	Sign
1	Dr. V. A. Gargade	4.4	4.4	4.4	3.5	4.2	4.2	4.4	4.2	4.4	4.4	42.6	85.2	Dr. V. A. Gargade
2	Dr. N.B. Patkar	4.4	4.4	4.4	4.3	4.3	4.3	4.2	4.2	4.3	4.4	43.4	86.8	Dr. N.B. Patkar
3	Dr. A. S. Katti	4.4	4.5	4.4	4.4	4.4	4.3	4.3	4.3	4.4	4.4	43.7	87.4	Dr. A. S. Katti
4	Miss A.A.Bhairappa	4.4	4.4	4.4	4.3	4.3	4.3	4.3	4.2	4.3	4.4	43.4	86.8	Miss A.A.Bhairappa
5	Miss V.V.Dhoble	4.4	4.4	4.4	4.3	4.3	3.7	4.2	4.2	4.3	4.4	42.8	85.7	Miss V.V.Dhoble
6	Miss M.B.Chakre	4.4	4.2	4.4	4.4	3.4	4.3	4.3	4.3	4.4	4.4	42.4	84.8	Miss M.B.Chakre
7	Ms. P.C. Kulkarni	4.4	4.2	4.4	4.3	4.3	4.3	3.4	4.2	4.3	4.2	42.2	84.3	Ms. P.C. Kulkarni
8	Ms.D.S. Kulkarni	4.4	4.4	4.4	4.3	3.2	3.5	4.3	3.5	3.6	4.4	40.1	80.1	Ms.D.S. Kulkarni
9	Ms. S.G. Dudam	4.5	4.5	4.5	4.4	4.4	4.3	4.3	4.3	4.4	4.4	43.8	87.6	Ms. S.G. Dudam
10	Ms. S.S. Jadhav	4.5	3.2	4.4	3.6	4.3	4.3	4.3	4.3	4.4	4.3	41.6	83.1	Ms. S.S. Jadhav
11	Mr. C.H. Godale	4.5	4.5	4.4	4.3	4.4	4.3	4.3	4.3	4.4	4.4	43.7	87.4	Mr. C.H. Godale
12	Dr. Ms. A.S. Injal	4.4	4.5	4.4	4.3	4.3	4.3	4.3	4.2	4.4	4.4	43.6	87.2	Dr. Ms. A.S. Injal
13	Miss. N.V. Potabatti	4.5	4.5	4.4	4.4	4.4	4.3	4.3	4.3	4.4	4.4	43.8	87.6	Miss. N.V. Potabatti
14	Mr. V.P. Sinnorkar	4.4	4.5	4.4	4.4	4.3	4.3	4.3	4.3	4.4	4.4	43.6	87.2	Mr. V.P. Sinnorkar
15	Mr. Y.N. Joshi	4.4	4.5	4.4	4.4	4.3	4.2	4.3	4.3	4.4	4.4	43.5	87.1	Mr. Y.N. Joshi
16	Mr. S.M. Moholkar	4.4	4.2	4.5	4.1	4.3	4.5	4.3	4.3	4.2	4.4	43.2	86.4	Mr. S.M. Moholkar

2021-2022



Walchand College of Arts and Science (Autonomous), Solapur

PG Arts and Science														
Sr.No	Teacher Name	Q.1	Q.2	Q.3	Q.4	Q.5	Q.6	Q.7	Q.8	Q.9	Q.10	Total/50	%	Sign
1	Mr. R.N. Navale	4.5	4.2	4.2	4.4	4.4	4.4	4.4	4.4	4.5	4.4	44.0	87.9	
2	Dr. D.N. Ligade	4.5	4.2	4.5	4.5	4.7	4.7	4.4	4.6	4.5	4.4	45.1	90.2	
3	Mr. R.S. More	4.5	4.2	4.2	4.7	4.4	4.4	4.4	4.4	4.5	4.4	44.3	88.5	
4	Mr. M.B. Koli	4.5	4.2	4.2	4.6	4.5	4.4	4.5	4.4	4.5	4.4	44.3	88.6	
5	Mr. S.A. Relekar	4.5	4.5	4.5	4.5	4.6	4.4	4.4	4.4	4.5	4.4	44.9	89.7	
6	Mr. S.J. Hotkar	4.5	4.2	4.2	3.4	4.4	4.4	4.4	4.4	4.5	4.4	43.0	85.9	
7	Mr. N.M. Gavhane	4.5	4.2	4.2	4.6	4.4	4.4	4.4	4.4	4.5	4.4	44.2	88.3	
8	Mr. B.M. Swami	4.5	4.6	4.5	4.7	4.6	4.7	4.5	4.4	4.5	4.4	45.5	91.0	
9	Dr. A.G. Jamadar	4.5	4.2	4.2	4.6	4.7	4.4	4.4	4.4	4.5	4.4	44.5	88.9	
10	Mrs. P.S. Hongal	4.5	4.2	4.2	3.4	4.4	4.4	4.4	4.4	4.5	4.4	43.0	85.9	
11	Mr. A.V. Jadhav	4.5	4.5	4.5	4.6	4.5	4.4	4.4	4.4	4.5	4.4	44.9	89.7	
12	Dr. Mrs. M.M. Jagdale	4.5	4.2	4.2	3.4	4.4	4.4	4.4	4.4	4.5	4.4	43.0	85.9	
13	Dr. J.N. Mahindrakar	4.5	4.7	4.2	4.6	4.5	4.7	4.5	4.7	4.5	4.4	45.4	90.8	
14	Dr. Ms. V.R. Bijja	4.5	4.2	4.2	3.4	4.4	4.4	4.4	4.4	4.5	4.4	43.0	85.9	
15	Dr. S.K. Madikhambe	4.5	4.2	4.2	4.5	4.4	4.4	4.4	4.4	4.5	4.4	44.1	88.1	

2021-2022



Walchand College of Arts and Science (Autonomous), Solapur



## Walchand College of Arts and Science (Autonomous), Solapur

### Students Feedback about Curriculum and Facilities in College (2021-22)

#### Questions

Students were asked the questions/points of maximum five marks and each question/point has five responses for marks to choose the appropriate one.

(5 Mark – Excellent, 4 Mark – Very good, 3 Mark – Good, 2 Mark – Fair and 1 Mark – Satisfactory)

1. The curriculum/syllabi satisfy to address the needs such as skills, enhancing capabilities of students
2. Do you think the syllabus is helpful to get job and employability in future?
3. How much you are satisfied with the structure and framework of the syllabus?
4. My overall experience with internal assessment and evaluation process in college
5. How do you rate the objectives stated and relevance to the course content?
6. Infrastructure and the facilities in College Library like Collection of books, journals, reading materials and Computer availability
7. Quality and amenities/facilities in the college like canteen, drinking water facility, sports ground, hostel etc.
8. Cleanliness and maintenance of college premises, classrooms, washrooms, Girls Common Room (only for female students)
9. Support and assistance of the college Office-Staff
10. Fulfilling the duties and responsibilities of Complaint Redressal Committees, Discipline Committee etc.

Students Feedback about Curriculum and Facilities in College										
Q.1	Q.2	Q.3	Q.4	Q.5	Q.6	Q.7	Q.8	Q.9	Q.10	Total/50
4.6	4.5	4.6	4.7	4.7	4.7	4.6	4.6	4.6	4.6	46.2
										%
										92.40



### Student Satisfaction Survey(SSS) on Teaching-Learning and Evaluation System (2021-22)

#### Questions

Students were asked the questions/points of maximum five marks and each question/point has five responses for marks to choose the appropriate one. (5 Mark – Excellent, 4 Mark – Very good, 3 Mark – Good, 2 Mark – Fair and 1 Mark – Satisfactory)

1. Was the syllabus fully completed by the teachers?
2. What was the level of preparation of the teachers who taught you?
3. How did you find the communication skills of the teachers?
4. What was the overall impact of the teaching?
5. Were you satisfied by the interpretation of the new concepts by the teachers?
6. Have you been satisfied by the teaching methodologies adopted by your teachers?
7. Did you find the internal evaluation to be just and judicious?
8. Have you been satisfied by the mentoring system of the college?
9. Did the teachers help you identify your weaknesses and rectify them?
10. Did you find the college favorable in the development of your multiple skills?
11. Did the teachers motivate you into participating in the extracurricular activities?
12. Have been contented by the library facility of the college?
13. Did the sports unit of the college encourage you into active participation in sports?
14. Have you been allowed maximum learning opportunities on the campus?
15. Did you find your campus/college experience encouraging and enriching?

Students Satisfaction Survey(SSS) on Teaching-Learning and Evaluation System																
Q.1	Q.2	Q.3	Q.4	Q.5	Q.6	Q.7	Q.8	Q.9	Q.10	Q.11	Q.12	Q.13	Q.14	Q.15	Total/75	%
4.6	4.5	4.7	4.5	4.6	4.8	4.6	4.6	4.6	4.8	4.5	4.4	4.6	4.7	4.6	69.1	92.133

2021-2022

Walchand College of Arts and Science (Autonomous), Solapur

## **Student Satisfaction Survey(SSS) on Teaching-Learning and Evaluation System (2021-22)**

### **Questions**

Students were asked the questions/points of maximum five marks and each question/point has five responses for marks to choose the appropriate one. (5 Mark – Excellent, 4 Mark – Very good, 3 Mark – Good, 2 Mark – Fair and 1 Mark – Satisfactory)

1. Was the syllabus fully completed by the teachers?
2. What was the level of preparation of the teachers who taught you?
3. How did you find the communication skills of the teachers?
4. What was the overall impact of the teaching?
5. Were you satisfied by the interpretation of the new concepts by the teachers?
6. Have you been satisfied by the teaching methodologies adopted by your teachers?
7. Did you find the internal evaluation to be just and judicious?
8. Have you been satisfied by the mentoring system of the college?
9. Did the teachers help you identify your weaknesses and rectify them?
10. Did you find the college favorable in the development of your multiple skills?
11. Did the teachers motivate you into participating in the extracurricular activities?
12. Have been contented by the library facility of the college?
13. Did the sports unit of the college encourage you into active participation in sports?
14. Have you been allowed maximum learning opportunities on the campus?
15. Did you find your campus/college experience encouraging and enriching?

Students Satisfaction Survey(SSS) on Teaching-Learning and Evaluation System																
Q.1	Q.2	Q.3	Q.4	Q.5	Q.6	Q.7	Q.8	Q.9	Q.10	Q.11	Q.12	Q.13	Q.14	Q.15	Total/75	%
4.6	4.5	4.7	4.5	4.6	4.8	4.6	4.6	4.6	4.8	4.5	4.4	4.6	4.7	4.6	69.1	92.133

2021-2022

Walchand College of Arts and Science (Autonomous), Solapur



Teachers Feedback About College (2021-22)**Questions**

Teachers were asked the questions/points of maximum five marks and each question/point has five responses for marks to choose the appropriate one.  
(5 Mark – Excellent, 4 Mark – Very good, 3 Mark – Good, 2 Mark – Fair and 1 Mark – Poor)

1. The courses /syllabi taught by me had a good balance in theory and application.
2. The college has given me full freedom to adopt new techniques of teaching.
3. Tests and examinations are conducted well in time.
4. The prescribed books are available in the Library in Sufficient numbers.
5. The environment in the Campus is conducive to teaching and research.
6. The college gives adequate opportunities and support to faculty members for upgrading their skills and qualifications.
7. College has adequate and satisfactory ICT facilities.
8. Toilets and washrooms are clean and properly maintained.
9. The classrooms are clean and well maintained.
10. The administration of the college is teacher friendly.

Teachers Feedback about College										
Q.1	Q.2	Q.3	Q.4	Q.5	Q.6	Q.7	Q.8	Q.9	Q.10	Total/50
4.8	4.7	4.8	4.7	4.6	4.7	4.5	4.6	4.7	4.7	46.8
										%
										93.64

### Teachers Feedback About College (2021-22)

#### Questions

Teachers were asked the questions/points of maximum five marks and each question/point has five responses for marks to choose the appropriate one.

(5 Mark – Excellent, 4 Mark – Very good, 3 Mark – Good, 2 Mark – Fair and 1 Mark – Poor)

1. The courses /syllabi taught by me had a good balance in theory and application.
2. The college has given me full freedom to adopt new techniques of teaching.
3. Tests and examinations are conducted well in time.
4. The prescribed books are available in the Library in Sufficient numbers.
5. The environment in the Campus is conducive to teaching and research.
6. The college gives adequate opportunities and support to faculty members for upgrading their skills and qualifications.
7. College has adequate and satisfactory ICT facilities.
8. Toilets and washrooms are clean and properly maintained.
9. The classrooms are clean and well maintained.
10. The administration of the college is teacher friendly.

Teachers Feedback about College										
Q.1	Q.2	Q.3	Q.4	Q.5	Q.6	Q.7	Q.8	Q.9	Q.10	Total/50
4.8	4.7	4.8	4.7	4.6	4.7	4.5	4.6	4.7	4.7	46.8
										%
										93.64

2021-2022



# Student Satisfaction Survey(SSS) on Teaching-Learning and Evaluation System

Walchand College of Arts and Science, Solapur

Student should read all the points/questions and give the marks out of 05.

Each points/question has five responses for marks as given below, choose the appropriate one. The response given by you will be kept confidential.

5 – Excellent

4 – Very good

3 – Good

2 – Fair

1 – Satisfactory

Roll Number

3350

Class

B.A.-III

1. Was the syllabus fully completed by the teachers?

4

2. What was the level of preparation of the teachers who taught you?

3

3. How did you find the communication skills of the teachers?

4 .....

4. What was the overall impact of the teaching?

3 .....

5. Are you satisfied by the interpretation of new concepts by the teachers?

5 .....

6. Have you been satisfied by the teaching methodologies adopted by your teachers?

3 .....

7. Did you find the internal evaluation to be just and judicious?

2 .....

8. Have you been satisfied by the mentoring system of the college?

4 .....

9. Did the teachers help you identify your weaknesses and rectify them?

5 .....

10. Did you find the college favorable in the development of your multiple skills?

4 .....



11. Did the teachers motivate you into participating in the extracurricular activities?

3

12. Have been contented/satisfied by the library facility of the college?

5

13. Did the sports unit of the college encourage you into active participation in sports?

4

14. Have you been allowed maximum learning opportunities on the campus?

3

15. Did you find your campus/college experience encouraging and enriching?

5

This content is neither created nor endorsed by Google.

Google Forms

# Students Feedback about Curriculum and Facilities in College

Walchand College of Arts and Science, Solapur

Student should read all the points/questions and give the marks out of 05.

Each points/question has five responses for marks as given below, choose the appropriate one. The response given by you will be kept confidential.

5 – Excellent

4 – Very good

3 – Good

2 – Fair

1 – Satisfactory

Roll Number

3350

Class

B.A.-III



1. The curriculum/syllabi satisfy to address the needs such as skills, enhancing capabilities of students

4

2. Do you think the syllabus is helpful to get job and employability in future?

3



3. How much you are satisfied with the structure and framework of the syllabus?

2

4. My overall experience with internal assessment and evaluation process in college

4

5. How do you rate the objectives stated and relevance to the course content ?

3

6. Infrastructure and the facilities in College Library like Collection of books, journals, reading materials and Computer availability

2

7. Quality and amenities/facilities in the college like canteen, drinking water facility, sports ground, hostel etc.

5

8. Cleanliness and maintenance of college premises, classrooms, washrooms, Girls Common Room (only for female students)

3

9. Support and assistance of the college Office-Staff

2

10. Fulfilling the duties and responsibilities of Complaint Redressal Committees, Discipline Committee etc.

4

Suggestions if any (In short OR in points)

4

This content is neither created nor endorsed by Google.

Google Forms

# Teachers Feedback About College

Walchand College of Arts and Science, Solapur

Teachers should read all the points/questions and give the marks out of 05.

Each points/question has five responses for marks as given below, choose the appropriate one. The response given by you will be kept confidential.

5 – Excellent

4 – Very good

3 – Good

2 – Fair

1 – Satisfactory

Name of Teacher

Prajakta kulkarni

Faculty (Arts/Science)

Science

Subject

Computer

1. The courses /syllabi taught by me had a good balance in theory and application

Good

2. The college has given me full freedom to adopt new techniques of teaching.

Yes given



3. Tests and examinations are conducted well in time

Yes took

4. The prescribed books are available in the Library in Sufficient numbers

No

5. The environment in the campus is conducive to teaching and research

Yes

6. The college gives adequate opportunities and support to faculty members for upgrading their skills and qualifications

Yes

7. College has adequate and satisfactory ICT facilities

Yes

8. Toilets and washrooms are clean and properly maintained

Yes

9. The classrooms are clean and well-maintained

Yes

10. The administration of the college is teacher-friendly

Yes

This content is neither created nor endorsed by Google.

Google Forms